



Relays, Contactors & Switches > Switches > Battery Disconnect Switches > Battery Disconnecter, 200A, 1 Pole



Operating Voltage: **32 VDC**
 Switch Main Contact Current Rating: **200 A**
 Number of Poles: **1**
 Termination Thread Size: **M10**
 Number of Auxiliary Contacts: **0**

[All Battery Disconnecter, 200A, 1 Pole \(27\)](#)

Features

Product Type Features

Sealed Rotary Switch	Yes
----------------------	-----

Configuration Features

Number of Poles	1
Number of Auxiliary Contacts	0
Switch Keying Option	Not Removable

Electrical Characteristics

Operating Voltage	32 VDC
Switch Main Contact Current Rating	200 A

Body Features

Operating Handle Color	Red
------------------------	-----

Mechanical Attachment

Termination Thread Size	M10
Switch Mounting Option	Center Mount
Operating Handle Type	Pointer Key

Usage Conditions

--	--



Operating Temperature Range	-40 – 85 °C[-40 – 185 °F]
-----------------------------	---------------------------

Product Compliance




[For compliance documentation, visit the product page on TE.com>](#)

EU RoHS Directive 2011/65/EU	Compliant with Exemptions
EU ELV Directive 2000/53/EC	Compliant with Exemptions
China RoHS 2 Directive MIIT Order No 32, 2016	Restricted Materials Above Threshold
EU REACH Regulation (EC) No. 1907/2006	Current ECHA Candidate List: JUNE 2023 (235) Candidate List Declared Against: JAN 2021 (211) SVHC > Threshold: Pb (3.1% in Component part) Article Safe Usage Statements: Do not eat, drink or smoke when using this product. Wash thoroughly after handling. Recycle if possible and dispose of the article by following all applicable governmental regulations relevant to your geographic location.
Halogen Content	Not Yet Reviewed for halogen content
Solder Process Capability	Not reviewed for solder process capability

Product Compliance Disclaimer

This information is provided based on reasonable inquiry of our suppliers and represents our current actual knowledge based on the information they provided. This information is subject to change. The part numbers that TE has identified as EU RoHS compliant have a maximum concentration of 0.1% by weight in homogenous materials for lead, hexavalent chromium, mercury, PBB, PBDE, DBP, BBP, DEHP, DIBP, and 0.01% for cadmium, or qualify for an exemption to these limits as defined in the Annexes of Directive 2011/65/EU (RoHS2). Finished electrical and electronic equipment products will be CE marked as required by Directive 2011/65/EU. Components may not be CE marked. Additionally, the part numbers that TE has identified as EU ELV compliant have a maximum concentration of 0.1% by weight in homogenous materials for lead, hexavalent chromium, and mercury, and 0.01% for cadmium, or qualify for an exemption to these limits as defined in the Annexes of Directive 2000/53/EC (ELV). Regarding the REACH Regulation, the information TE provides on SVHC in articles for this part number is based on the latest European Chemicals Agency (ECHA) 'Guidance on requirements for substances in articles' posted at this URL: <https://echa.europa.eu/guidance-documents/guidance-on-reach>

Compatible Parts

 <p>TE Part # CAT-AL4-SBD352001 Battery Disconnect, 200A, 1 Pole</p>	 <p>TE Part # CAT-AL4-SBD352002 Battery Disconnect, 200A, 2 Pole</p>	 <p>TE Part # K1060663 Battery Disconnect 35-202</p>
---	--	---

Also in the Series | **KISSLING Series 35**



Battery Disconnect Switches(167)



Rotary Switches(6)

Customers Also Bought



TE Part #DT6S-BT-BK
BOOT, 6P, PLG, ST, BLK



TE Part #9-103324-0
80 MODII HDR DRRR B/A .100CL L




TE Part #1011-261-0305
DEUTSCH DT Backshells



TE Part #DTM04-2P-P006
REC, 2P, GRY, 120 OHM RESISTOR,
AU, A




TE Part #6-1419137-4
V23074A2001A403-EV-CBOX



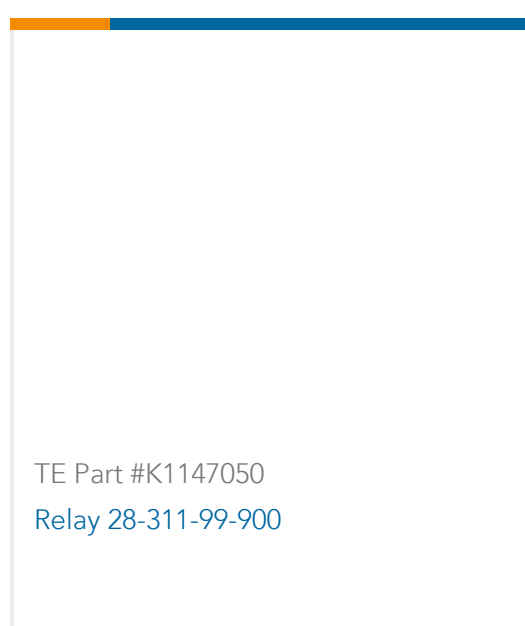
TE Part #962982-1



TE Part #1-963745-1
SPECIAL TERMINAL 20-17 AWG PTPB
LP



TE Part #1SNA607029R0100
R910 M 4/9 R111-12VDC (GRIS ABB)



TE Part #K1147050
Relay 28-311-99-900

Documents

Product Drawings

Battery Disconnecter 35-213-151-R

English

CAD Files

3D PDF

3D

Customer View Model

ENG_CVM_CVM_35-213-151-R_A.2d_dxf.zip



English

Customer View Model

[ENG_CVM_CVM_35-213-151-R_A.3d_igs.zip](#)

English

Customer View Model

[ENG_CVM_CVM_35-213-151-R_A.3d_stp.zip](#)

English

By downloading the CAD file I accept and agree to the [Terms and Conditions](#) of use.

Datasheets & Catalog Pages

[KISSLING BATTERY DISCONNECTOR Series 35 / 200A](#)

English