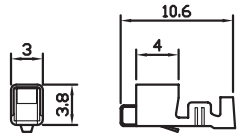


Femle Terminal



Female Terminal

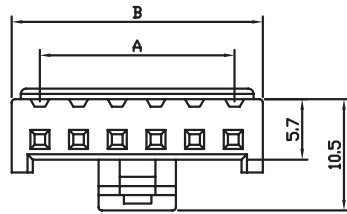
Wire Range		O.D of Wire
Section area mm <sup>2</sup>	AWG#	mm
0.33~0.83	22~18	1.7~3.0

NOTES:

1. MAIN SPECIFICATIONS

- . Housing material: NYLON 66
- . Wire range: AWG#22~#18
- . Rated voltage: 250V
- . Rated current: 1A
- . Contact resistance:  $\leq 30m\Omega$
- . Insulation resistance:  $\geq 1000M\Omega$
- . Withstanding voltage: 500V,AC 1 minute
- . Temperature range:  $-25 \sim +85^{\circ}C$
- . Recommend PC board thickness:1.6mm

VHR-\_N Femle Housing



Female Housing

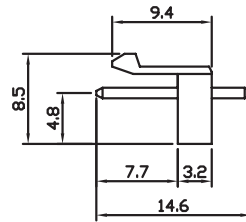
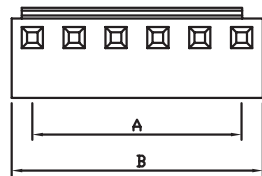
Position	Dimension	
	A	B
2	3.96	7.86
3	7.92	11.82
4	11.88	15.78
5	15.84	19.74
6	19.80	23.70
7	23.76	27.66
8	27.72	31.62
9	31.68	35.58
10	35.64	39.54
11	39.60	43.50
12	43.56	47.46
13	47.52	51.48

2. PRODUCT NUMBER CODE:

VHR-\_N Femle Housing

No.of contact  
2 to 13

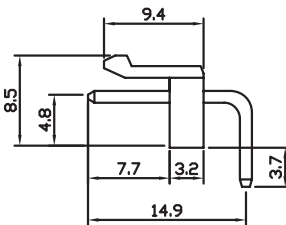
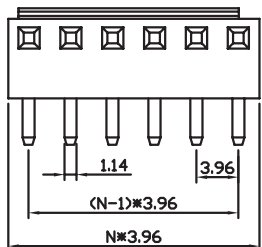
B\_P-VH V/T Type



B\_P-VH V/T Type

No.of contact  
2 to 13

B\_PS-VH Right Angle



B\_PS-VH Right Angle

No.of contact  
2 to 13

N=No. of contacts